




EN60309 Plugs and Connectors

Dual Approved UL, CSA and VDE

	Ampere Europe / USA	Poles	110V- 125V 50/60Hz 4h*	220V- 250V 50/60Hz 3p=6h 4p+5p=9h*	380V- 400V 50/60Hz 3p= 4p+5p=6h*
			Part No.	Part No.	Part No.
 <p>Plug IP 44</p>	16/20	3	TP-S31.11A	TP-S31.21A	TP-013-9
	16/20	4	TP-014-4	TP-S41.20A	TP-014-6
	16/20	5	TP-015-4	TP-015-9	TP-S51.30A
	32/30	3	TP-S32.11A	TP-S32.21A	TP-S32.31A
	32/30	4	TP-S42.10A	TP-S42.20A	TP-S42.30A
	32/30	5	TP-S52.10A	TP-S52.20A	TP-S52.30A
	63/60	4	TP-S43.11A	TP-S43.21A	TP-S43.31A
	63/60	5	TP-S53.11A	TP-S53.21A	TP-S53.31A
 <p>Plug IP 67</p>	16/20	3	TP-S31.15A	TP-S31.25A	TP-0132-9
	16/20	4	TP-0142-4	TP-S41.25	TP-0142-6
	32/30	3	TP-S32.15A	TP-S32.25A	TP-S32.35A
	32/30	4	TP-0242-4	TP-S42.25A	TP-0242-6
	32/30	5	TP-0252-4	TP-S52.25A	TP-0252-6
	63/60	4	TP-S43.15A	TP-S43.25A	TP-S43.35A
	63/60	5	TP-S53.15A	TP-S53.25A	TP-S53.35A
	 <p>Flush mounted socket outlet IP 44</p>	16/20	3	TP-F31.13A	TP-F31.23A
16/20		4	TP-314-4ft7	TP-F41.23A	TP-314-6ft7
32/30		3	TP-F32.13A	TP-F32.23A	TP-F32-33A
32/30		4	TP-324-4ft7	TP-F42.23A	TP-F42.33A
32/30		5	TP-325-4ft7	TP-F52.24A	TP-325-6ft7
63/60		4	TP-F43.11A	TP-F43.21A	TP-F43.31A
63/60		5	TP-F53.11A	TP-F53.21A	TP-F53.31A

*Ground Position

		Ampere Europe / USA	Poles	110V- 125V 50/60Hz 4h* Part No.	220V- 250V 50/60Hz 3p=6h 4p+5p=9h* Part No.	380V- 400V 50/60Hz 3p= 4p+5p=6h* Part No.
	Flush mounted socket outlet 20° angle IP 67	16/20	5	TP-3132-4	TP-F51.26A	TP-F51.36A
		32/30	5	TP-F52.16A	TP-F52.26A	TP-F52.36A
		63/60	4	TP-F43.16A	TP-F43.26A	TP-F43.36A
		63/60	5	TP-F53.16A	TP-F53.26A	TP-F53.36A
	Panel mounted inlet IP 44	16/20	3	TP-613-4	TP-A31.24A	TP-613-9
		16/20	4	TP-614-4	TP-A41.24A	TP-A41.34A
		16/20	5	TP-615-4	TP-615-9	TP-A51.34A
		32/30	3	TP-623-4	TP-A32.24A	TP-623-9
		32/30	4	TP-A42.14A	TP-A42.24A	TP-A42.34A
		32/30	5	TP-625-4	TP-625-9	TP-A52.34A
		63/60	4	TP-A43.14A	TP-A43.24A	TP-A43.34A
		63/60	5	—	—	TP-A53.34A
	Connector IP 44	16/20	3	TP-K31.10A	TP-K31.20A	TP-213-9
		16/20	4	TP-214-4	TP-K 41.20A	TP-214-6
		16/20	5	TP-215-4	TP-K51.20A	TP-K51.30A
		32/30	3	TP-K32.10A	TP-K32.20A	TP-K32.30A
		32/30	4	TP-K42.10A	TP-K42.20A	TP-K42.30A
		32/30	5	TP-K52.10A	TP-K52.20A	TP-K52.30A
		63/60	4	TP-K43.11A	TP-K43.21A	TP-K43.31A
		63/60	5	TP- K53.11A	TP-K53.21A	TP- K53.31A
			Connector IP 67	16/20	3	TP-K31.15A
16/20	4			TP-2142-4	TP-K41.25A	TP-2142-6
16/20	5			TP-2152-4	TP-K51.25A	TP-2152-6
32/30	3			TP-K32.15A	TP-K32.25A	TP-K32.25A
32/30	4			TP-2242-4	TP-K42.25A	TP-2242-6
32/30	5			TP-2252-4	TP-K52.25A	TP-2252-6
63/60	4			TP-K43.15A	TP-K43.25A	TP-K43.35A
63/60	5			TP-K53.15A	TP-K53.25A	TP-K53.35A

*Ground Position